
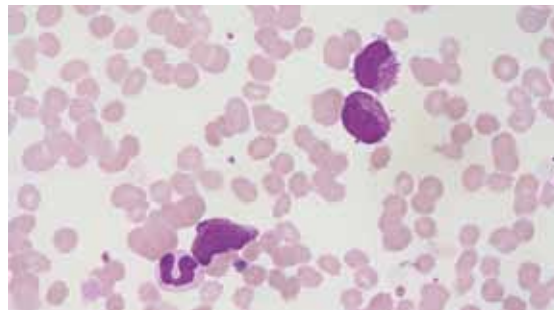




ProgRes® CMOS Cameras

Experience the high performance



Fast live image and high resolution

Designed to provide highest versatility and cost-effectiveness, the cameras of the ProgRes® CMOS range allow for quick and precise setting of specimen and microscope, and hence provide comfortable operation. Fast live images meet the requirements of professionals, and the outstanding CMOS technology makes these ProgRes® cameras the first choice imaging solution for usage in education institutes and training labs.

The ProgRes® CMOS based USB 2.0 and FireWire cameras offer rapid image refresh rates of up to 10 fps at full resolution. Resolutions of 3 or 5 megapixel allow for optimal performance in low as well as high magnifications.

The software can be easily installed and the ProgRes® CMOS cameras can be connected to any PC or notebook by USB 2.0 or FireWire interface and fit into almost any budget due to their excellent price-performance-ratio.

Benefits

- High frame rates
- Good color reproduction
- Free ProgRes® capture software for easy operation
- Fit to any PC and microscope
- Safe investment
- Excellent price-performance ratio

ProgRes® CMOS Cameras

Experience the high performance



Specifications

ProgRes® camera type	CT3	CT3 USB	CT5 USB
Image sensor	1/2" CMOS	1/2" CMOS	1/2.5" CMOS
Color / Monochrome	Color	Color	Color / Monochrome
Sensor resolution [max]	2048 × 1536 pixel [3.15 Mpix]	2048 × 1536 pixel [3.15 Mpix]	2592 × 1944 pixel [5.0 Mpix]
Active sensor size [H x V]	6.55 mm x 4.92 mm	6.55 mm x 4.92 mm	5.70 mm x 4.28 mm
Pixel size [W x H]	3.2 µm x 3.2 µm	3.2 µm x 3.2 µm	2.2 µm x 2.2 µm
A / D conversion	10 bit	10 bit	12 bit
Pixel clock	36 MHz	48 MHz	48 MHz
Dynamic range	58 dB	58 dB	66 dB
Exposure times	50 µs ... 3 s	100 µs ... 3 s	150 µs ... 3 s
Analog gain	1x ... 20x	1x ... 4x (SDK)	1x ... 5x (SDK)
Max. frame rate [image size]	10 fps [2048 x 1536 pixel] 26 fps [1024 x 768 pixel]	9 fps [2048 x 1536 pixel] 35 fps [1024 x 768 pixel]	5.5 fps [2592 x 1944 pixel] 17 fps [1296 x 972 pixel]
Image resolution Binning:	2x, 3x	2x, 3x	2x, 4x
Cooling	no	no	no
Digital interface	FireWire a	USB 2.0	USB 2.0
Optical connection	C-Mount (0.5x or 0.63x TV pref., depends from the type of microscope)		C-Mount (0.5x TV pref.)
Trigger In / Out	no	yes	yes
Voltage supply	FireWire powered	USB powered	USB powered
Power consumption	approx. 2.5 W	approx. 2 W	approx. 1.8 W
Ambient conditions	Temperature: +5 °C ... +35 °C / Humidity: 5 % ... 80 %, non condensing		
Storage conditions	Temperature: -10 °C ... +50 °C		
Dimensions (L × W × H)	89 mm × 84 mm × 93 mm		
Weight	approx. 700 g		
Application software	ProgRes® CapturePro for PC (TWAIN only for PC) / MAC support only for Firewire cameras		
SDK	ProgRes® SDK for PC for all cameras / MAC & Linux support only for Firewire cameras		
External camera driver	available at: www.jenoptik.com/progres		
Requirements	Microsoft Windows XP / Vista / Windows 7 (32 & 64 bit for FireWire- and USB cameras) Mac 10.4x, 10.5x or 10.6x (for FireWire cameras) CPU: 3 GHz or 2 GHz multicore RAM: min. 1 GB graphics: min. 256 MB interface: IEEE1394 Firewire a (OHCI Standard), USB 2.0 or USB 3.0		

Fields of Application

Image analysis, documentation and archiving in micro- and macroscopy in the fields of:

- Material science, geology & mineralogy
- Life science, diagnostics
- Quality control
- Education and teaching



It is our policy to constantly improve the design and specifications. Accordingly, the details represented herein cannot be regarded as final and binding.



JENOPTIK | Optical Systems

Optoelectronic Systems Business Unit
JENOPTIK Optical Systems GmbH
Goeschwitzer Strasse 25 | 07745 Jena | Germany
Phone +49 3641 65-3083 | Fax -2144
progres.os@jenoptik.com | www.jenoptik.com/progres

Office USA:

JENOPTIK Optical Systems, LLC.
16490 Innovation Drive | Jupiter, FL 33478-6428 | USA
Phone +1 561 628-8837 | Fax +1 561 881-1947
progres.os@jenoptik.com | www.jenoptik.com/progres