



Leica CME

Compound Microscope System

The Vision to Create Microscopy Solutions for Education

Few microscopes are as specifically designed to general life science laboratory studies as the CME. With high-quality components and great attention to design, the CME is where superior microscopic performance meets a competitive price.

The vision to design a quality, robust instrument


The intense laboratory work of the college lab can take its toll on precision equipment. The Leica CME, however, has been designed to withstand the demanding educational environment without compromising performance and quality. Superb Leica **E₂** optics and illumination more than meet the growing demands of general science applications, while instant set-up and tamper-proof design make the CME ideal for the educational setting.

Features such as the maintenance-free focus mechanism that prevent stage drift for the life of the instrument, a rear-facing nosepiece, cast aluminum stand and spring loaded, high magnification objectives contribute to a long-lasting, precision instrument.

The vision to provide high performance.

Not only is the CM E durable and easy to use – it also offers superior performance. The CM E achieves maximum image quality through Leica **E₂** optics, parfocal and paracentred objectives, and a superior illumination system which includes features like a 2,000 hour tungsten-halogen lamp (20 times longer than competitive instruments), and a wide dynamic range to meet demanding applications.

Great discoveries begin with vision.

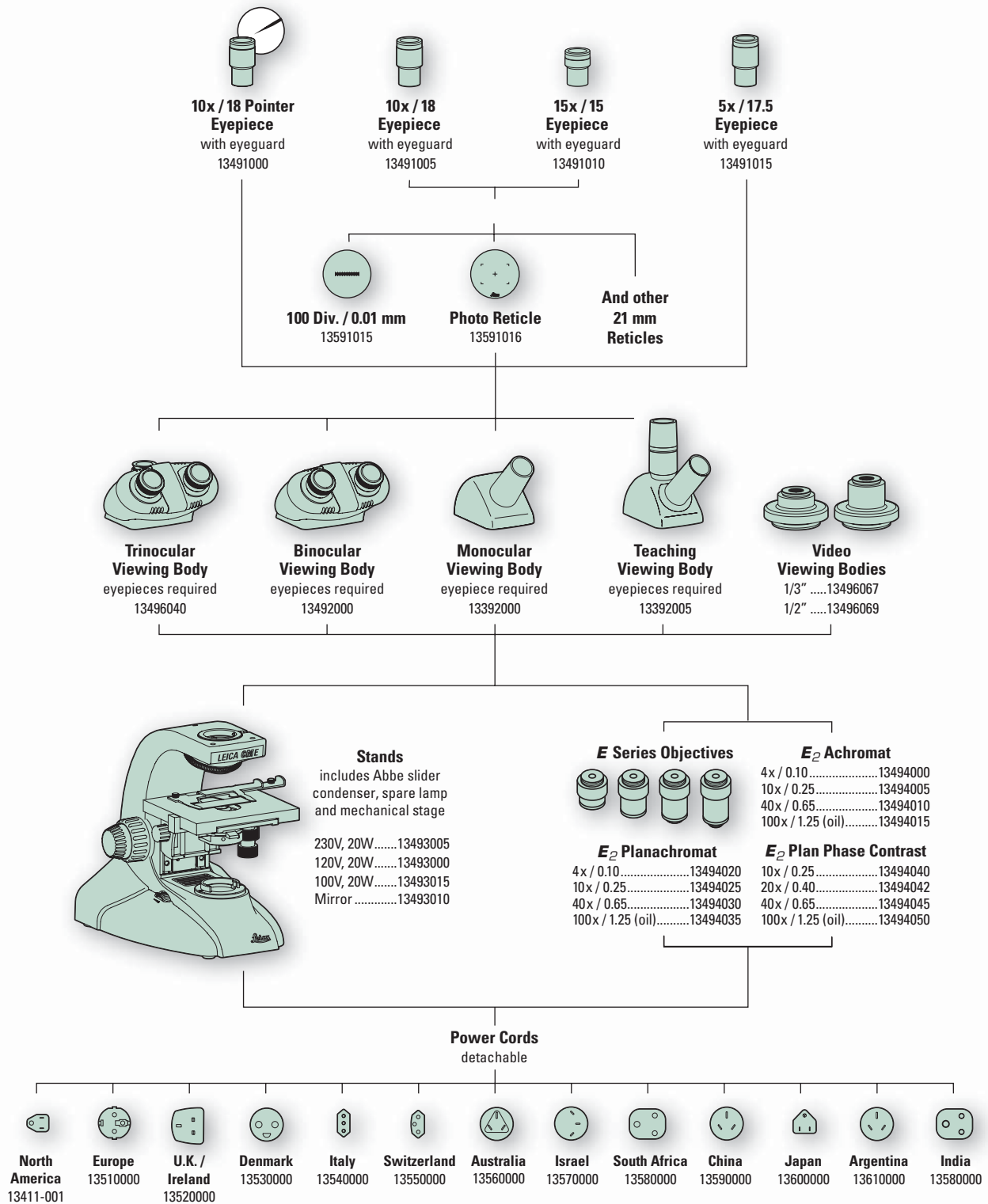


Michael Faraday
1791–1867

Faraday was responsible for many newly-emerging intellectual edifices. His visionary experiments led to the idea that magnetism, electricity and light are structured very much alike and concluded that all matter worked in accordance with a field-force-as-wave process.

Leica
MICROSYSTEMS

Leica CME SYSTEM DIAGRAM



PRECONFIGURED SYSTEMS

230V Binocular Achromat System 20W Illumination13495521

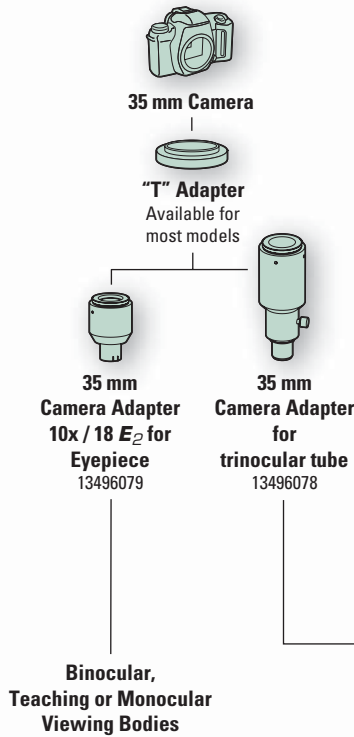
- 230V Critical illumination stand
- Right hand mechanical stage
- 10x / 18 eyepiece
- 10x / 18 eyepiece with pointer
- Eyeguards
- Binocular viewing body
- Abbe slider condenser
- 4x, 10x, 40x and 100x oil **E₂** Achromat objectives
- Specified power cord
- Spare lamp

120V Binocular Achromat System 20W Illumination13495511

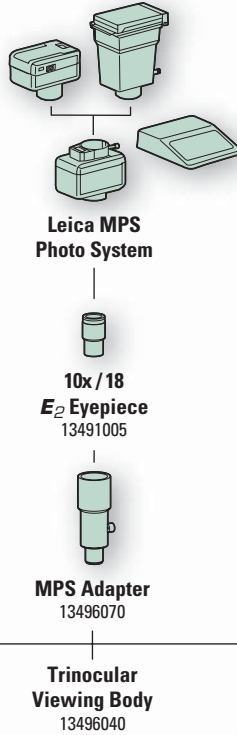
- 120V Critical illumination stand
- Right hand mechanical stage
- 10x / 18 eyepiece
- 10x / 18 eyepiece with pointer
- Eyeguards
- Binocular viewing body
- Abbe slider condenser
- 4x, 10x, 40x and 100x oil **E₂** Achromat oil immersion objectives
- Specified power cord

DOCUMENTATION ACCESSORIES

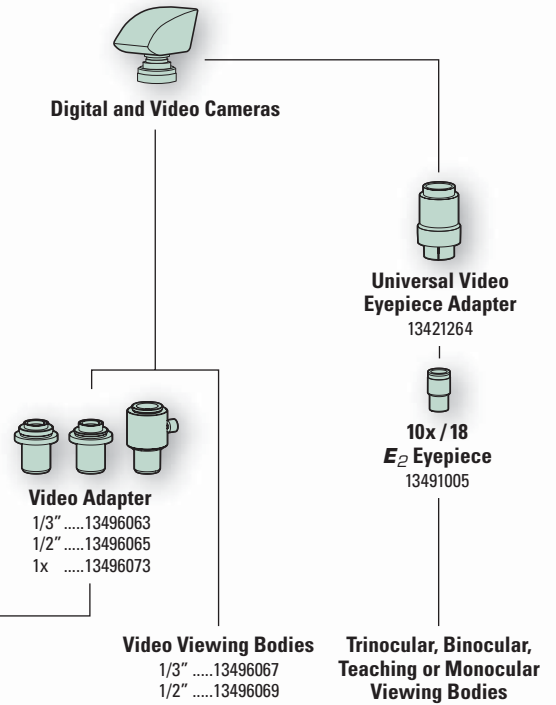
BASIC PHOTOGRAPHY



ADVANCED PHOTOGRAPHY

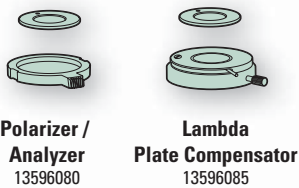


ELECTRONIC IMAGING



ILLUMINATION / CONTRAST TECHNIQUES ACCESSORIES

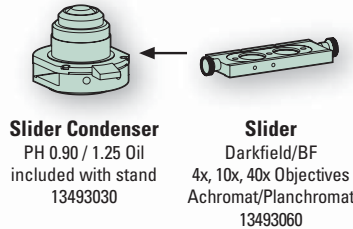
SIMPLE POLARIZATION




KOEHLER ILLUMINATION



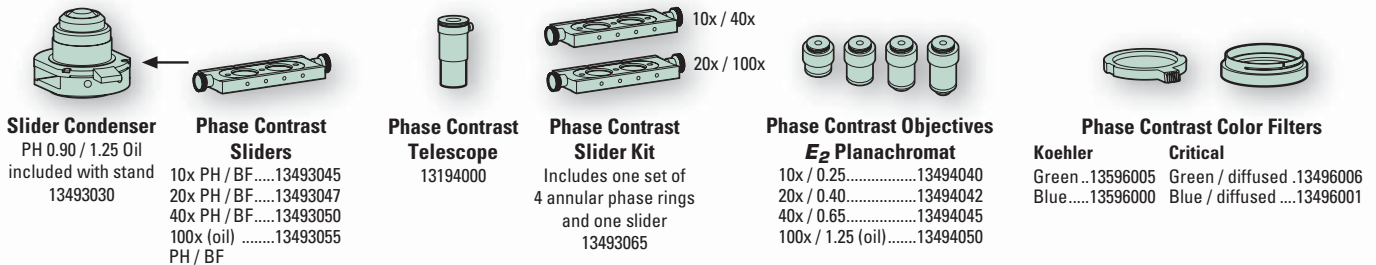
DARKFIELD



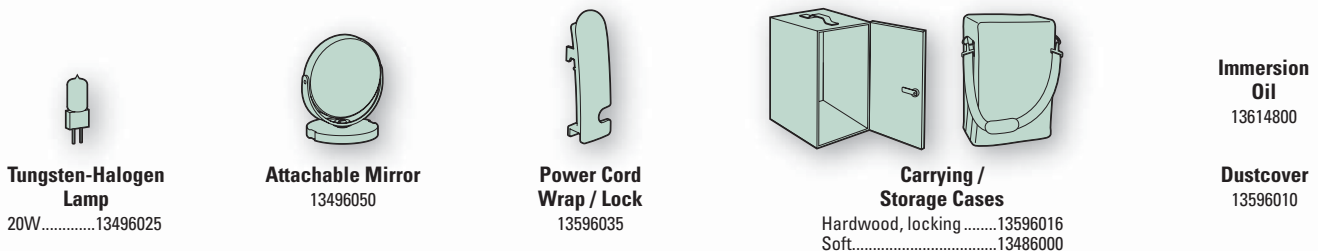
FILTERS



PHASE CONTRAST



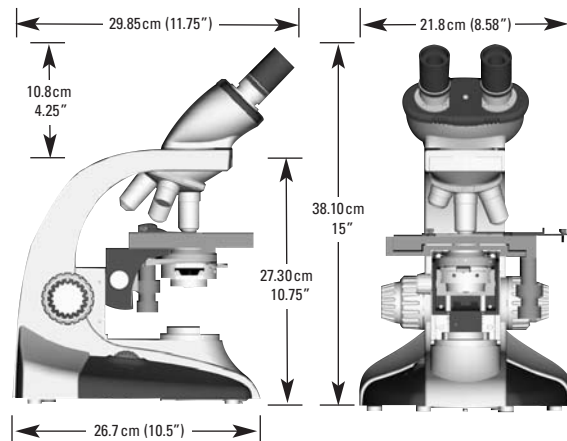
OTHER ACCESSORIES



Leica CME Specifications

VIEWING BODIES

- All-glass, high quality, coated optics
 - 45° viewing angle, 360° rotation
 - Standard Allen screw (3mm) or optional thumbscrew for locking in place
 - Anti-fungus/mold warranty
- Monocular**
- Single viewing eyetube
- Monocular Teaching**
- Vertical and 45° viewing angles
 - 50/50 coating light split
- Binocular**
- Dual focusing eyetubes
 - 54mm to 74mm IPD range
- Trinocular**
- Video and photography port
 - 80/20 coating light split
- Video**
- 1/2", 1/3" or 1"



E₂ EYEPIECES

- All-glass, high quality, coated optics
 - Match E₂ objectives with E₂ eyepieces and E₁ objectives with E₁ eyepieces
 - Widefield
 - Anti-fungus/mold warranty
 - 5x, 17.5mm FOV
 - 10x, 18mm FOV
 - 15x, 15mm FOV
- Rubber Eyeguards**
- Included with all eyepieces
 - 34.2mm (1.35") diameter, 10mm (0.4") height
 - Fold over eyepiece
- Reticules**
- Accepts 21 mm diameter discs
 - Use in 10x eyepiece without pointer and 15x

E₂ OBJECTIVES

- All-glass, high quality, coated optics
- Match E₂ objectives with E₂ eyepieces and E₁ objectives with E₁ eyepieces
- Finite corrected, 160mm tube length
- Anti-fungus/mold warranty
- Thread size AMO 0.800 x 36
- DIN color coded and marked

	Magnification	Numeric Aperture	Working Distance	Cover Glass
E₂ Achromat	4x	0.10	24.43mm	-
	10x	0.25	4.46mm	0.17
	40x	0.65	0.45mm	0.17
	100x oil	1.25	0.14mm	0.17
E₂ Planachromat	4x	0.10	8.5mm	-
	10x	0.25	1.4mm	0.17
	40x	0.65	0.37mm	0.17
	100x oil	1.25	0.11mm	0.17
E₂ Achromat Phase Contrast	10x	0.25	1.4mm	-
	20x	0.40	0.56mm	0.17
	40x	0.65	0.37mm	0.17
	100x oil	1.25	0.11mm	0.17

DIMENSIONS AND WEIGHT (with binocular viewing body)

- Dimensions**
- 38.10cm (h) x 21.8cm (w) x 26.7cm (d)
 - 15" (h) x 8.58" (w) x 10.5" (d)
- Shipping Dimensions**
- 44.45cm (h) x 59.06cm (w) x 35.56cm (d)
 - 17.5" (h) x 23.25" (w) x 14" (d)
- Weight**
- 6.44kg, 14.2lbs.
- Shipping Weight**
- 9.12kg, 20.1lbs.

ADDITIONAL

- Construction**
- Cast aluminum
- Nose Piece**
- Quadruple rear facing with positive stops
 - Rubber grip on turret
- Illumination**
- Critical (standard) or optional Koehler
 - Fixed or removeable mirror attachment
 - Tungsten-Halogen lamp: 20W, 6V, 2,000 hours life
- Electrical**
- Designed to meet international safety standards
 - 120VAC ±10% 60 Hz
 - 220–240VAC ±10% 50 Hz
- Stages**
- Mechanical, right handed
 - Size: 15 cm (X) x 13.6 cm (Y) / 5.905" (X) x 5.342" (Y)
 - Control shaft length 6.1 cm, 2.4"
 - Travel: 7.6 cm (X) x 4 cm (Y) / 3" (X) x 1.58" (Y)
 - Front loading specimen holder for one standard slide
- Sub Stage**
- Rack and pinion with ball bearings
- Condensers**
- Standard slider condenser (standard) 0.90 / 1.25 oil
 - Minimum aperture: 1.3 ± 0.2mm
 - Maximum aperture: 27mm
 - Accepts phase contrast and darkfield sliders
- Filters**
- Critical illumination: blue or green diffused
 - Koehler illumination: blue or green undiffused
- Focusing Mechanism**
- Maintenance free for consistent tension
 - Coaxial coarse and fine focus knobs with markings on fine focus knobs for each side
 - 100 divisions of 3 microns each
 - One full fine focus turn equals 300 microns
 - One full coarse focus turn equals 2.8 mm
- Contrast Techniques**
- Brightfield (standard), darkfield, polarization and phase contrast with accessories
- Miscellaneous**
- Dust cover, multilingual instruction manual and immersion oil included with each complete model