

PRIMA

Medical Diagnostics



**LABOMED**  
ideas for vision



Progress through innovation



## PRIMA

At LABOMED, harmony in all our concepts has always been the guiding principle when designing new products. Staying true to this philosophy, we proudly introduce a new dimension in performance, flexibility and economy in diagnostics and surgery - the PRIMA series. Each microscope is built to perform under the most demanding of clinical and hospital environments. The PRIMA series offers an array of configurations to address all needs in ENT, dental, gynecology and ophthalmology.





## A modular solution to fit your needs



PRIMA microscope systems offer a brand new dimension in performance, flexibility and economy in diagnostics and surgery. PRIMA packs a high level of performance in its small package. Its compact design is tailored to optimize use of limited operating room space. From outpatient clinics to surgeries, PRIMA offers flexibility and performance to serve every clinical requirement in the field of ENT, dental, gynecology and ophthalmology.




Combining superb optical performance with modern style and ergonomics, PRIMA is a task master for your microscopy needs in diagnostics and surgery. PRIMA is a multi-talented system that can be easily configured for use where patients are to be supine or seated in an examination chair. Regions of interest come into sharp focus through our meticulously designed apochromatic optical system. Preconfigured systems can be further customized or extended with a host of accessories to suit your individual needs.



The PRIMA series is one of the first in diagnostic microscopy to introduce a suite of products equipped with an integrated LED (light emitting diode) illumination system capable of providing a measure of light intensity that is both bright and cool enough to address a host of diverse applications. This is made possible through innovation in illumination design.

PRIMA incorporates a highly efficient 27W LED coupled with a patented optical design and a 6mm fiber-optic cable that come together to deliver a cool light with lumens equivalent to a 150W halogen bulb. The LED switches off automatically when the suspension arm is moved to its top-most, or park position. A rotary potentiometer control is conveniently located above the observation head to provide smooth, flicker-free variation in illumination intensity.






# PRIMA Advantages

No matter how simple or complex the application, each PRIMA configuration excels in offering the greatest value to physicians and specialists alike. With a range of high-performance motorized as well as ergonomic accessories that are built to last, your PRIMA operating microscope can be enhanced to meet all of your desires as well as your budget.

PRIMA OPH configured with XYZ motorized movement operated through a comfortable foot control, a very effective red-reflex co-axial illumination and a 150W halogen light source makes it ideal for cataract and retinal surgeries.

With a powerful selection of digital and analog cameras available for the PRIMA series, documenting your observations, archiving records, and sharing information with colleagues never felt so simple.

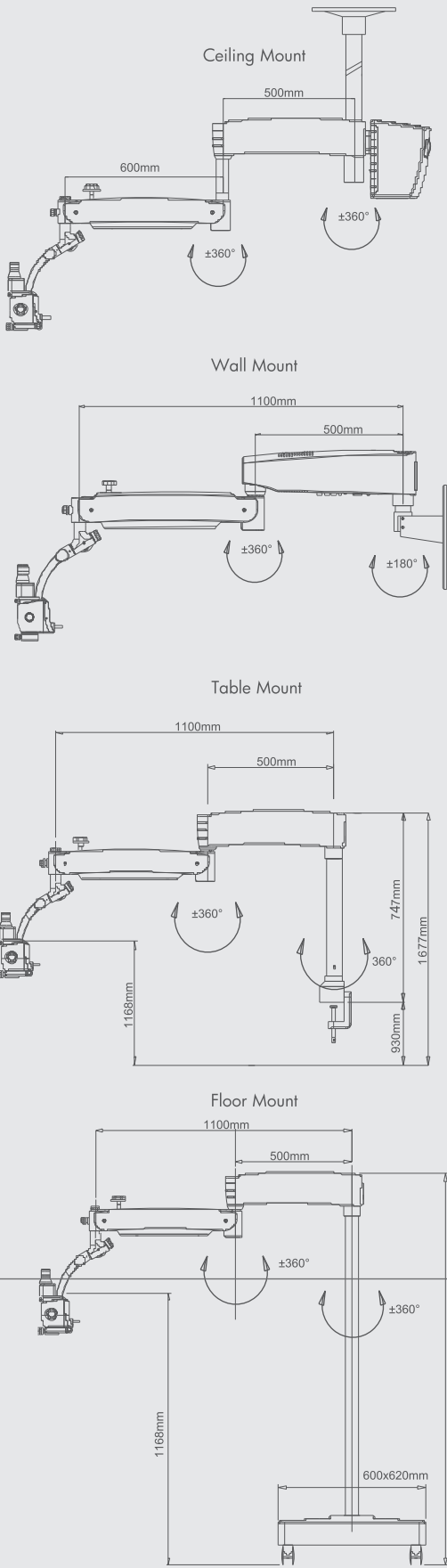
With the use of table, wall, and ceiling mounts, our line-up of microscopes can be adapted to a platform that best fits your functional space requirements. And our line doesn't stop at what you see here. LABOMED carries a diverse set of tools to further compliment your medical diagnostic imaging needs.



# PRIMA Privileges

- 5-step, apochromatic magnification changer
- Magnification factors 0.4x, 0.6x, 1.0x, 1.6x 2.5x. Object field size range from 7mm to 118mm\*
- Wide field eyepieces 10x/16mm, 12.5mm/16mm, 16x/16mm and 20x/12mm
- Fixed and focusable objectives f=175; f=200; f=250; f=300; f=400
- Motorized focusing option on ENT and DNT versions
- Modular to accept Assistant observations system and video imaging system
- Long suspension arm option for chair or wall mounted systems
- Floor, wall, table and ceiling mount options
- Fiber optic illumination 27W LED†
- Auxiliary Halogen 150W or 250W Xenon light source
- Red reflex slider in PRIMA OPH
- Auto cutoff at top parking position

\* Depending on the magnification factors of eyepiece, objective and optical focal length of the system.  
†Halogen 150W light source recommended for Ophthalmology.



## PRIMA Medical Diagnostics

### Item Specification

	Prima ENT	Prima DNT	Prima GN
Binocular tubes	Straight	0-210° tiltable ergo head	Binocular 90°/45° inclined
Eyepieces	WF 10x/16mm with eye guards, optional WF 12.5x/16mm; WF 16x/16mm; WF20x/12mm	WF 10x/16mm with eye guards, optional WF 12.5x/16mm; WF 16x/16mm; WF20x/12mm	WF 10x/16mm with eye guards, optional WF 12.5x/16mm; WF 16x/16mm; WF20x/12mm
Apochromatic Magnichanger	0.4x, 0.6x, 1.0x, 1.6x & 2.5x	0.4x, 0.6x, 1.0x, 1.6x & 2.5x	0.4x, 0.6x, 1.0x, 1.6x & 2.5x
Objective	f=250, manual fine focus, optional: f=300mm, f=400mm; motorized fine focus	f=250, manual fine focus, optional: f=300mm, f=400mm; motorized fine focus	f=300mm, manual fine focus
Light source	27W LED	27W LED	27W LED
Built-in filters	Green & Yellow	Green & Yellow	Green
Vertical movement of arm	600 mm	600 mm	600 mm
Microscope carriers	120° ENT carrier	Dental carrier	Straight carrier
Accessories	Assistant Binocular attachment, iVu OP Beam splitter integrated digital camera Module; Double Beam Splitter; 0 - 210° inclinable ergo tube	Assistant Binocular attachment, iVu OP Beam splitter integrated digital camera Module; Double Beam Splitter	Assistant Binocular attachment, iVu OP Beam splitter integrated digital camera Module; Double Beam Splitter; 0 - 210° inclinable ergo tube

Description	Configuration	Cat. No.	Description	Configuration	Cat. No.
<b>Ophthalmic</b>			<b>GYN/OB</b>		
Prima OPH	Basic (motorized fine focusing)	6136000-000	Prima GN	Manual focusing	6165000-000
Prima OPH	Motorized XY coupling	6135000-000			
<b>ENT</b>			<b>Dental</b>		
Prima ENT	Basic	6137000-000	Prima DNT	Basic	6138000-000
Prima ENT	Motorized fine focusing	6137000-100	Prima DNT	Motorized fine focusing	6138000-100
			<b>Digital Imaging</b>		
			iVu OP	Integrated beam splitter and camera with imaging archiving software	6134100-800



### Labo America, Inc.

920 Auburn Court.  
Fremont, CA 94538  
U.S.A.

Tel: (510) 445-1257  
Fax: (510) 991-9862  
Global: sales@laboamerica.com

laboamerica.com



ISO 9001:2008  
File No. A9020

Distributor

### Meyer Instruments, Inc.

1304 Langham Creek  
Suite 235  
Houston, TX 77084  
[www.meyerinst.com](http://www.meyerinst.com)  
281-579-0342