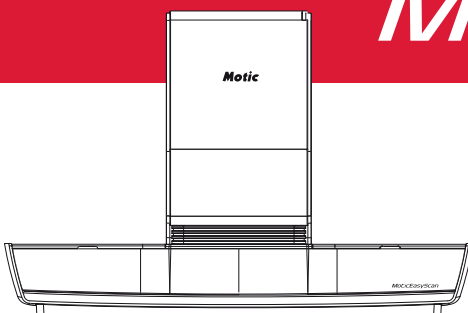
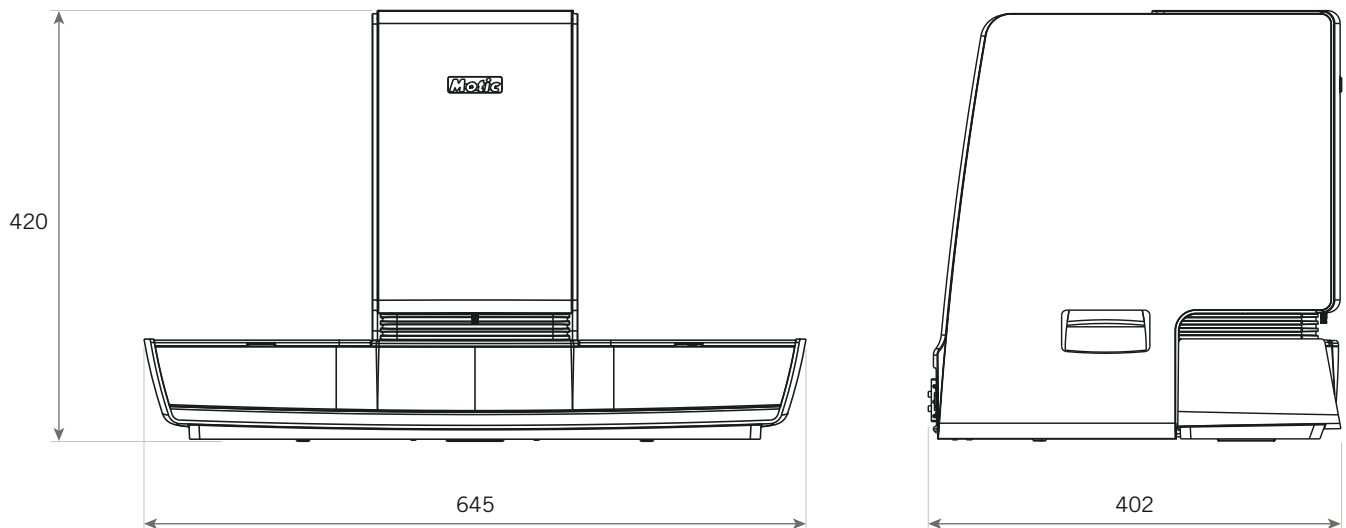


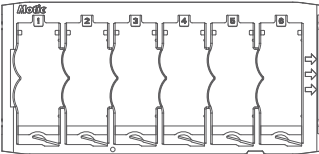


## *MoticEasyScan Pro 6*

UPGRADE YOUR LAB, IMPROVE YOUR WORKFLOW





Model	<i>MoticEasyScan Pro 6</i>
	
Objective	Plan APOCHROMAT 20X/0.75
Scanning Time (15 x 15mm, Full Tissue)	Standard Mode (40X Scan): 160s Standard Mode (20X Scan*): 60s
Focus Technique	Real-time Autofocus
One Click Scanning Modes	Normal (Real-time Autofocus) High Precision (High Precision Autofocus) EDF (Extended Depth of Field) Z-Stack (Three Dimensional Stacking)
Imaging System	3 Camera Imaging System
Scanning Camera	5 Megapixel (2/3" High Speed Sensor)
Resolution	40X: 0.26um/pixel 20X*: 0.52um/pixel
Nosepiece	3 Hole
Light Source	10W LED (Lifetime: 25,000 Hours)
Slide Capacity	6 Slides
Slide Dimensions	76 x 26mm
Slide Tolerances (mm)	Length: +0/-1, Width: +0/-1
Computer	Dell OptiPlex 7450 AIO PC with 4K Resolution, 23.8" LED Monitor Intel Core (TM) i7-7700 Processor 16GB Memory 128GB SSD & 1TB SATA Disk DVD Recorder Wireless Keyboard and Mouse Windows 10 Professional 64-bit
Connection Interface	USB 3.0
Included Software	DSAssistant and EasyScanner (for MoticEasyScan Pro 6)
Optional Software	DSServer, DSAConference
Optional Objectives	S Apo Fluor Objective 10x/0.3 S Apo Fluor Objective 40x/0.75
Dimensions	645 x 402 x 420mm
Net Weight	16kg

\* Using 10X Optional Objective

*Authorized Dealer:*

**Meyer Instruments, Inc.** 4202 Bear Lodge Court, Houston TX 77084 (281)-579-0342 [www.meyerinst.com](http://www.meyerinst.com)