


Luxeo 6Z




Let There Be Light!



Traditional approaches to stereo illumination can be cumbersome and get in the way of routine operation. Alleviating this pain point inspired a user friendly, versatile approach to delivering brilliant illumination features in the Luxeo 6Z, all in one sleek package.



The Luxeo 6Z allows users to choose an ultra-bright front mounted gooseneck arrangement that efficiently hides all wiring in the arm bracket, while keeping the goosenecks away from focus controls. This provides the user with hassle free control of indirect illumination angles. Ring light only options are also available.



A built-in 23-LED ring light with controllable sectors means users can light up a range of objects with bright, homogeneous, and oblique light. An intuitive light control cluster ensures easy intensity control for both gooseneck and ring light options, situated near the microscope's smooth focus controls for ultimate convenience.

As is standard with every Labomed microscope, superb optics are immediately evident when looking through the Luxeo 6Z. Featuring proprietary MaxLite™ coatings, this microscope offers unparalleled light homogeneity and image accuracy across all magnifications.

A flex-arm system is available to maximize the degree of articulation and control in workbench applications, with two articulating arms and a focus mount. This system features gooseneck and ring light illumination to ensure that your specimen is properly lit, regardless of its topology.

A host of camera accessories are available to make the Luxeo 6Z a documentation machine. Choose from the many Labomed iVu camera options or opt for third party video adapters.



Arm Systems That Will Delight

1 A range of boom stands is available in three different sizes and features to accommodate a rich mix of user needs and budgets. Designed to accommodate small to large samples and parts for inspection, the boom stands are further complemented with focus mounts for more precise optical inspection. All incident illumination features are available.

2 For routine industrial use, a bright field/dark field illuminated base is available, which can be quickly removed and modified into a slim base stand. Users on shop floors can opt for the slim base stand with either a traditional arm or pole stand. Also available is a type sliding mirror BF/DF base for most critical illumination of transparent organisms.

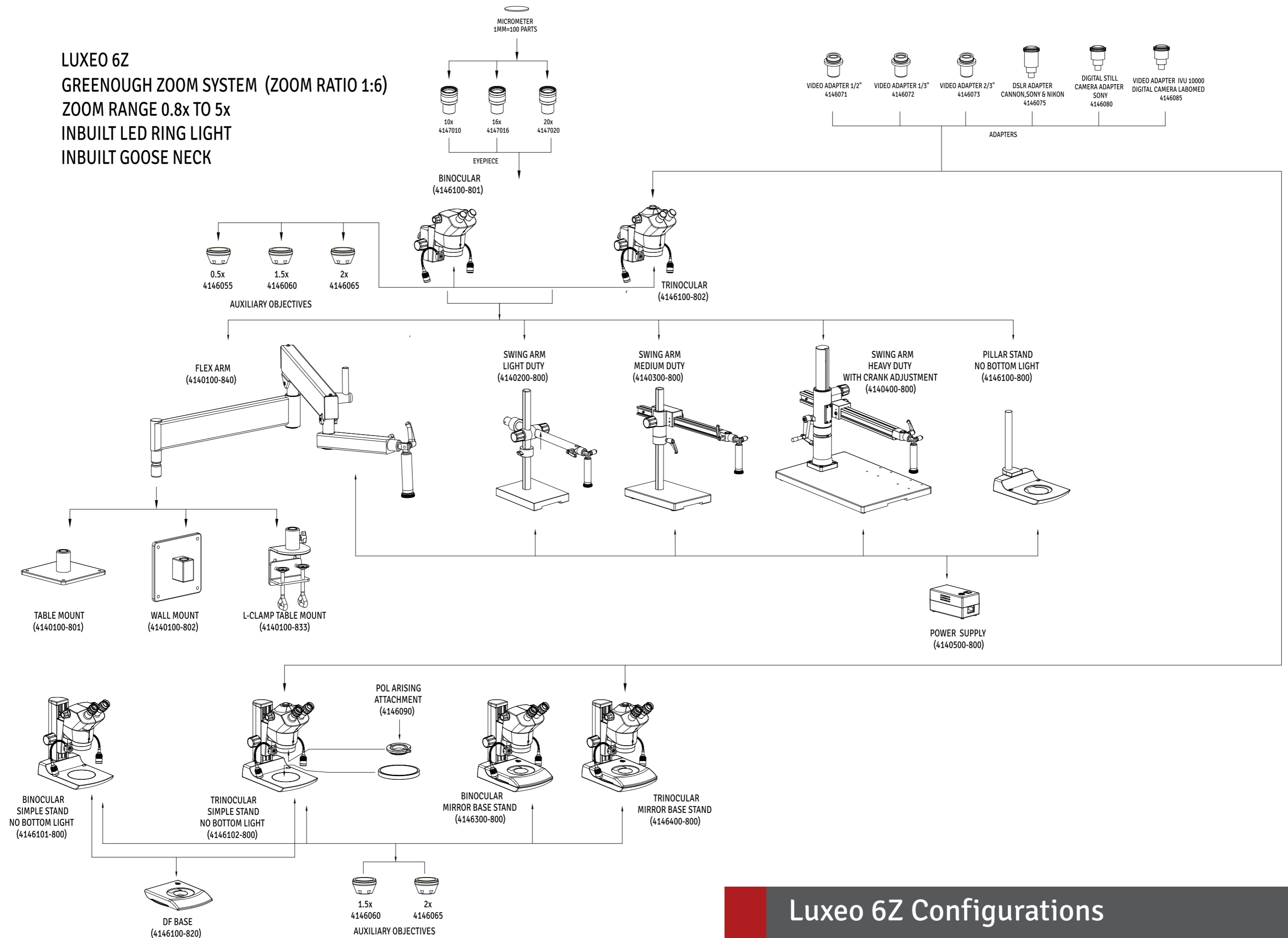
3 The bright field/dark field transmitted illumination base quickly becomes a slim base by detaching the electronic cartridge, so users benefit from two stand types in one. Binocular observation comes standard, with an optional trinocular viewing head style in case digital documentation is required.

4 For the most routine of applications, a pole stand with slim base is available for a larger working area to accommodate a range of sample sizes and types. Gooseneck and ring light incident illumination are standard.



Arm and Stand Concepts for an Array of Applications

LUXEO 6Z
GREENOUGH ZOOM SYSTEM (ZOOM RATIO 1:6)
ZOOM RANGE 0.8x TO 5x
INBUILT LED RING LIGHT
INBUILT GOOSE NECK

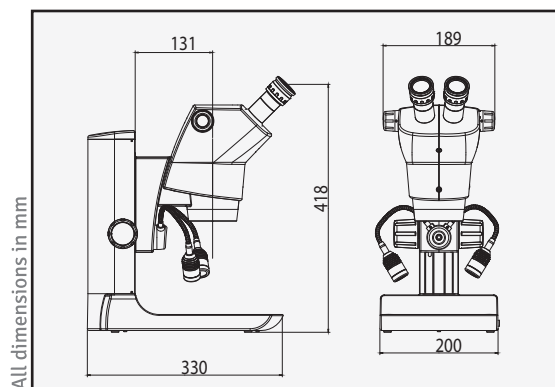


Luxeo 6Z Configurations

Luxeo 6Z

SPECIFICATIONS

Optical System	Greenough
Magnification	Zoom 6:1
Eyepieces	WF 10x/22mm with foldable eye guards, ± 5 mm diopter adjustment Optional: 16X and 20X eyepieces
IPD	50-75 mm
Viewing Angle	Binocular, 45° and Trinocular, 45°
Working Distance	110 mm
Magnification Range	8x to 50x
Object Field Diameter	4.4 to 27.5 mm
Illumination	Incident Light - LED Ring Light with Arc and Circular illumination options with intensity control: <ul style="list-style-type: none"> - Front Angle Arc illumination with cluster of 11 LEDs - Rear Angle Arc illumination with cluster of 12 LEDs - Circular Illumination with cluster of 23 LEDs - Goose neck for extra illumination
Transmitted Light	Two options - detachable BF/DF (Bright field/Dark field) base; preconfigured mirror base for transparent objects
Auxiliary Objectives	0.5x, 1.5x, 2.0x
Reticules	For measurement and counting
Camera Adapters	CCD adapters 0.35x, 0.50x, 0.65x; DSLR adapters for Canon, Sony and Nikon; Digital camera adapters for Sony and Labomed iVu.



* 14 standard configurations available. Contact a Labomed representative to assist with appropriate configuration selection.



Labo America, Inc.
920 Auburn Court
Fremont, CA 94538

Tel: (510) 445-1257
Fax: (510) 445-1317
E-mail: sales@laboamerica.com

www.laboamerica.com



LABOMED 

Distributor

Meyer Instruments, Inc.
1304 Langham Creek Drive
Suite 235
Houston, TX 77084
281-579-0342
www.meyerinst.com

4146000-796 1.0
© Labo America, Inc. All rights reserved.