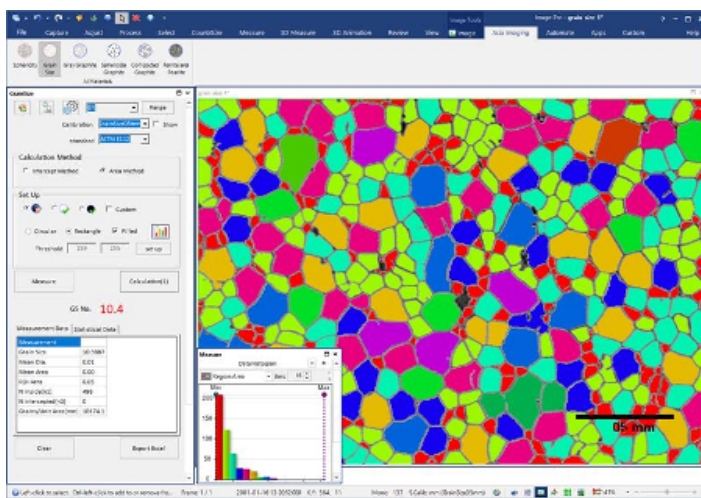


# AI Materials

An Image-Pro® Solution

## Image-Pro and AI Materials provide the complete imaging solution for materials analysis



Grain Size Measurement

AI Materials is designed for industrial materials scientists, metallurgists, laboratory technicians and R&D engineers who need improved solutions for quality control and product development.

Working on the Image-Pro platform, it is the leading image analysis system for the automation of widely used standard materials tests. Unlike manual methods of existing systems which are either too expensive or difficult to use, AI Materials is a user-friendly product that delivers reliable, repeatable results at a price/performance breakthrough.

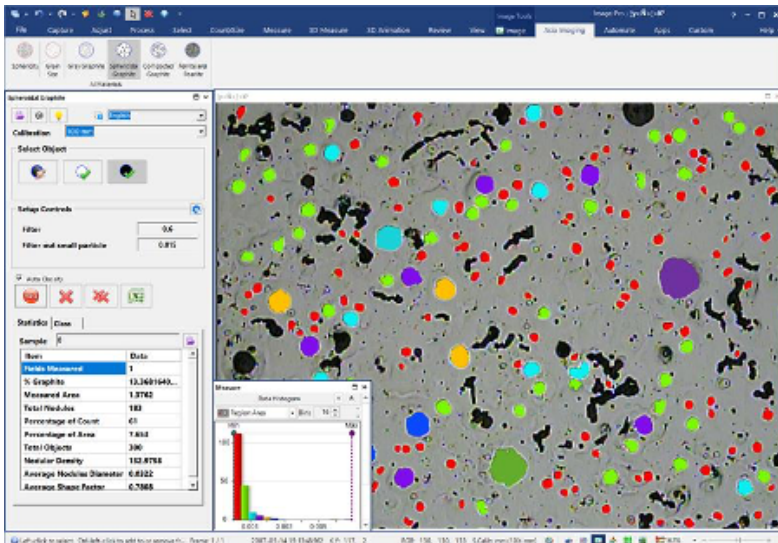
AI Materials is the state-of-the-art software package for the analysis of metals, ceramics, coatings, powders and other materials. AI Materials is written in terms commonly used by material analysts. Dialog boxes use materials terminology and follow standard operational sequences. The interface guides you easily from image acquisition to processing to analysis to final results. AI Materials uses all the features of Image-Pro, the most powerful image processing software available. It is Windows-based, runs on standard PCs, and supports a variety of image hardware for easy system integration. With the optional AI Stage module, users can control an automated microscope stage and perform batch processing.

Special measurements for area percentages, grain size and shape, porosity, nodularity, and phase analysis are available. With the optional AI Stage Module and Capture Module, users can control an automated microscope stage and digital camera to perform batch processing.

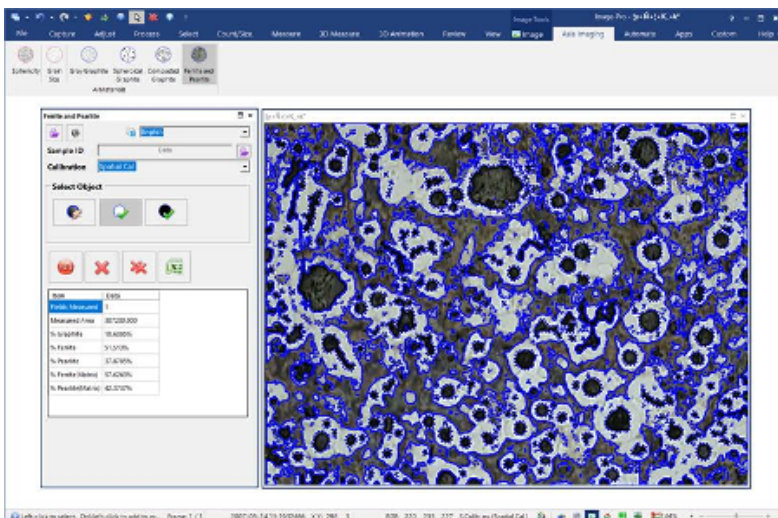
AI Materials fully supports the following materials standards:

- **ASTM E 112, GB/T 6394, IS 4748, ISO 643, JIS G 0552**  
Average grain size using semiautomatic and automatic image analysis
- **ASTM A 247, JIS G 5502**  
Percentage calculation of ferrite, pearlite, graphite, sphericity etc.
- Measurement data for the ASTM standards are reported in formats consistent with industry standards

# EXCELLENCE IN ANALYTICAL IMAGING SOFTWARE



Spheroidal Graphite Measurement



Graphite, Ferrite and Pearlite Measurement

## Additional features:

- Set up multiple ranges of intensities to identify different classes of materials
- Determine relative uniformity of material samples with the measure uniformity function
- Line Profile view of the intercepts
- The Report Generator can create custom reports with images, text, tables, and graphs
- Data can be exported to Microsoft Excel®
- Complete and accurate statistical reporting is provided in a variety of industry standard data tables
- Images, data, and text can be sized and formatted to your specifications

## Customization of analysis is available to meet specific requirements

Some examples include:

- Porosity of Metallic Materials
- Micro Hardness Testing
- Dendritic Arm Spacing
- Decarburize/Carburize
- Thickness of Multiple Coatings
- Non-metallic Inclusions
- Area Ratio of Rust

## System Requirements:

- 2.8 GHz CPU Intel quad-core processor or better
- Windows 10, 8.1, 7 (all 64-bit)
- 16 GB of RAM recommended
- Multi high-speed SATA hard disks or SSDs; 8 GB free on installation drive + free space for images (20 GB+)

Authorized Dealer:

Meyer Instruments, Inc.  
4202 Bear Lodge Court  
Houston, TX 77084  
281-579-0342  
www.meyerinst.com